

Oceana County

4-H Horse and Pony Project Notebook

CLOVERBUD (Ages 5-7) - 2020

PICTURE OF HORSE AND RIDER

Name: _____

Horses Name: _____

4-H Age: _____ Years in Project: _____

Name of Club: _____ Years in Club: _____

JUDGE'S SCORE/COMMENT SHEET

(PLEASE DO NOT REMOVE THIS SHEET. PLACE IT AT THE FRONT OF YOUR BOOK, TAPE IT TO THE INSIDE FRONT COVER). This sheet must be keep free to the judge to write their comments.

This sheet should help each junior market member understand their ribbon placing.

A. Specific educational value or worth

- All questions were answered completely
- All calculations were correct
- Calculations were incorrect
- Questions were not completely answered
- Questions were not answered (missed questions)

B. Notebook contains all project records

- Notebook contained all project records and were fully completed
- Notebook contained additional project related information (research materials etc.)
- Project records were incomplete
- There was no additional project related information

C. Accuracy, neatness and general appearance

- Notebook was neat in appearance (typed/hand printed)
- Notebook pages were clean and stain free
- Notebook pages were in order and complete
- Notebook pages were out of order and missing pages
- Notebook was difficult to read and messy
- Notebook had wrinkled and stained pages

Other Comments: _____

Horse Project Objectives and Record Keeping

1. Develop desirable work habits, sportsmanship, and the ability to cooperate and express ideas through participation in projects, discussions, method demonstrations, judging teams, and exhibits.
2. Develop responsibility, leadership, citizenship, and decision-making skills
3. Learn to know and select a good saddle horse
4. Learn to care for horses properly
5. Develop knowledge of safety precautions to prevent injury to yourself, others, and your mount
6. Learn to ride
7. Learn to train and handle horses
8. Gain knowledge of major breeds, colors, gaits, and safety
9. Experience the pride of working with a horse or pony and being responsible for its management
10. Develop an appreciation of horseback riding as a healthy and wholesome form of recreation
11. Learn skills in horsemanship and gain an understanding of the business of breeding, raising, and training horses
12. Acquire information on the opportunities available for careers working with horses.
13. Learn the importance of the horse industry to the local, state, and national economies.

This record book is part of your Introductory Horse Project. By keeping records up-to-date you will be able to see how much progress you make as you set goals and work to accomplish them. Write or type neatly and clearly. Please keep the pages in order. Feel free to add extra pages at the end of your notebook. Pictures are a required part of your notebook. Taking pictures of your project animal throughout the project will indicate how your animal has grown and developed. Add pictures to your notebook on a separate piece of paper.

The Oceana County Horse Developmental Committee encourages parent assistance with your project and project notebook.

If a parent or adult helped you in filling out your notebook please have them sign below that the answers are YOUR answers and that they assisted you in writing of the answers and understanding of the questions only.

(Signature of person helping with notebook)

(Printed name of 4-H member)

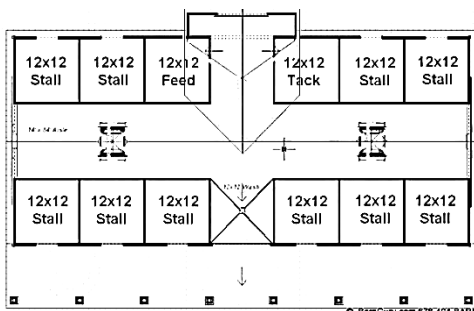
Let's Meet Your Horse/Pony

What color is your horse/pony? _____

How old is it? _____

How long have you owned, leased or borrowed your horse/pony? _____

Do you keep your horse/pony at home or is it boarded? **(Circle One)**



Who helps you care for your horse/pony? _____

List chores that you do to care for your horse/pony. Include how often you perform each chore.

What have you recently taught your horse?

What is your horse afraid of? _____

What is your horse/pony's favorite:

TREAT _____

ACTIVITY _____


BRUSH _____

SPOT TO BE SCRATCHED _____


Horse Identification

Draw and color the following face markings.


Draw & Color




Blaze




Stripe



Star



Bald Face



Snip

Draw & Color



Stocking



Half Stocking



Cornet



Pastern



Half-Pastern

PROJECT INFORMATION

What Does Not Belong?


In each statement one word does not belong, X (cross) out that word.

1. Horses have: **muzzle, withers, pastern, feathers**
2. Healthy horses eat: **apples, hemlock, oats, timothy hay**
3. The people who help me take care of and learn about my horse are:
 my parents, my club leader, my dentist, the veterinarian
4. Horse breeds: **Palomino, Suffolk, Paint, Quarter**

Show Classes

Please match the name of the class a rider might exhibit in at a horse show to the correct definition.

A) Reining




The purpose of this class is to select individuals in the order of their resemblance to their breed ideal with the most positive combination of balance, structural correctness, muscling and movement. Classes are typically divided by the horse's age and sex.

**B) Conformation
(Halter)**



Focuses on the exhibitor's ability to fit and show a horse at halter. Judges evaluate the grooming and fitting of the horse and the expertise of the exhibitor in presenting the horse to the best of his or her ability. Contestants must work a predetermined pattern consisting of maneuvers such as walking, trotting, pivoting, backing and setting up.

C) Trail




Contestants compete simultaneously, traveling around the perimeter of the arena. Horses are judged on functional correctness, quality of movement including consistency of their gaits, and attitude.

D) Showmanship



All patterns include stops, spins, rollbacks and lead changes, and each horse is evaluated on movement, mastery of the pattern and attitude. There are different patterns that challenge the rider to guide and control every movement of the horse.

E) Western Pleasure



Numerous obstacles such as passing through gates and crossing bridges. Judges focus on the skill of the horse to handle certain situations that might occur on an outdoor trail ride. Scoring is based on the horse's willingness, ease and grace in negotiating the course.

IDENTIFY GOOD AND BAD CHARACTER ACTIONS

Color in the face, a smiling face = a good action; a frowning face = a bad action.

RAISING and SHOWING an ANIMAL with CHARACTER

RAISING and SHOWING an ANIMAL without CHARACTER

	Feed Animals on Time	
	Complain about the judge	
	Clean stalls yearly	
	Thank the judge for their time	
	Congratulate whoever places first	
	Insult your competitors	
	Have a good shelter for your horse	
	Help someone if they need help	
	Have your friend do your notebook	
	Ask for help if needed	



The 4-H Pledge

-Draw a line to the correct word to fill in the blank

I pledge...

My _____ to clearer thinking,

My _____ to greater loyalty,

My _____ to larger service, and

My _____ to better living,

For My Club, My Community,

My Country, and My World.



HEALTH



HANDS



HEART



HEAD

Equipment

Grooming Equipment

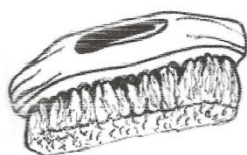
Match the grooming equipment with the pictures. Draw a line from the tool to its name.



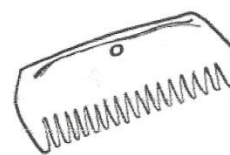
SHEDDING BLADE



MANE & TAIL COMB



GROOMING CLOTH



CURRY COMB



HOOF PICK



BODY BRUSH

Which grooming tools from above did you use this year? _____

Did you use any tools that are not shown above? _____

If yes, what did you use? _____

Did you buy any new grooming tools this year? _____

If yes, what did you buy? _____

Saddle Parts- Draw a line from the name to the correct location

HANDHOLD

POMMEL

SEAT

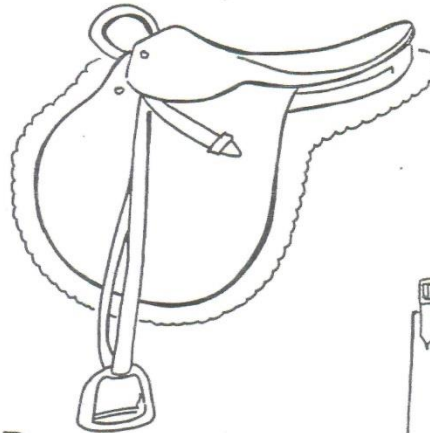
SADDLE PAD

STIRRUP LEATHER

STIRRUP

GIRTH

SAFETY
STIRRUP



Courtesy Allegan County 4-H

Horse Knowledge -Draw a line to connect each term with its meaning.

A person who trims and shoes horses feet for a living.

The doctor that will take care of your horse if it is sick.

A club member who is between the ages of 5-7.

The act of getting up on a horse.

An event where you can demonstrate riding skills.

A term that means teaching behavior & action to a horse.

Cloverbud

Farrier

Horse Show

Mounting

Training

Veterinarian

Feed and Water

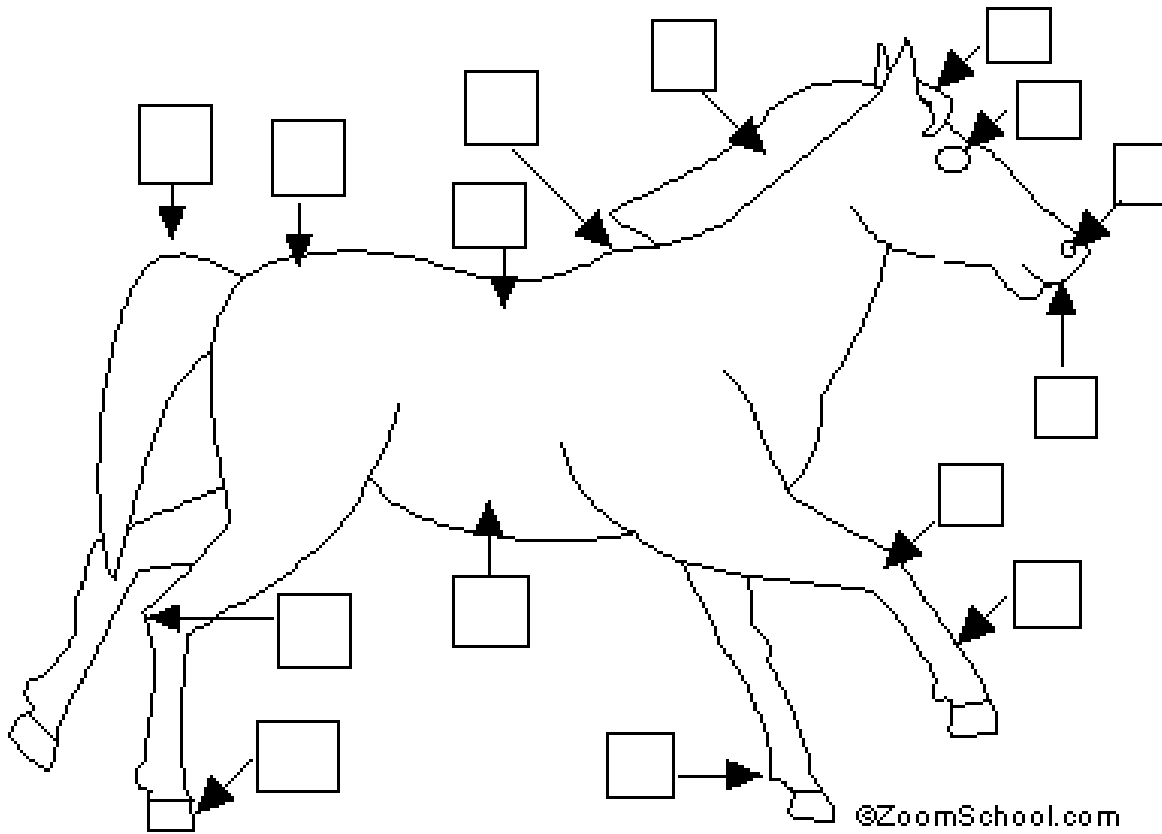
I feed my horse/pony?

Write Y for Yes or N for No on the line before the feed	What time of day/How many times per day?	How much?
_____ HAY		
_____ GRAIN		
_____ VITAMINS		
_____ SALT		
_____ SPECIAL TREATS		

Vet Care

Vaccine or Procedure	Date
Tetanus	
Coggins Test	
Rhino	
West Nile	
Potomac Fever	
Rabies	
Strangles	
Teeth Floating	

PARTS OF THE HORSE- Write the letter of the part below in the correct box.



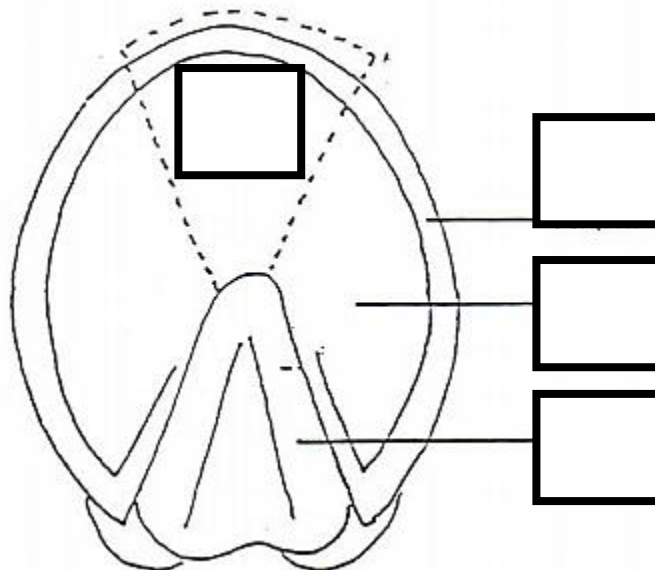
©ZoomSchool.com

- | | | | | |
|-------------|------------|----------|---------|--------------------|
| A. BACK | B. BELLY | C. DOCK | D. EYE | E. FETLOCK (ANKLE) |
| F. FORELOCK | G. HOCK | H. HOOF | I. KNEE | J. MANE |
| K. MUZZLE | L. NOSTRIL | M. SHANK | N. TAIL | O. WITHERS |

PARTS OF THE HOOF

WRITE THE LETTER BY THE CORRECT PART OF THE HOOF.

- A) WALL
- B) FROG
- C) SOLE
- D) TOE



Riding & Training Record

Month	Number of Days Riding/Training	Total Hours	Description of Activity
<i>Example</i>	<i>8</i>	<i>18</i>	<i>Trail ride, practice over fences</i>
January 2020			
February 2020			
March 2020			
April 2020			
May 2020			
June 2020			
July 2020			
August 2020			

POINT SHEET FOR 4-H HORSE PROJECT

Name of Horse/4-H Event	Location	Date	Club Meeting	Non Club Point	Shows/Camp	Leader/Extension Staff Signature
<i>My 4-H Horse Club</i>	<i>Leader's House</i>	<i>2/3/20</i>	<i>X</i>			
<i>Asparagus Festival Parade</i>	<i>Downtown Hart</i>	<i>6/9/20</i>		<i>X</i>		

You need 10 total points earned in the following way, 6 meeting points (each meeting is worth 1 point), 1 point from either a OCHDC sponsored show or OCHDC horse clinic, and 3 non club points. This sheet is to be kept with your notebook and will be turned into the MSU Extension Office by the Monday before Fair, by 4:00p.m.